

PACIFICA

Entertainment Console



Item Number: #49-ENT2058RT

Material: Steel

Dimensions: W58" D21.25" H36"


Weight: 132 lbs.

Warranty: Limited 5 Year Structural (frame)
 (Commercial) Limited 3 Year Finish
 Limited 1 Year Cushion
 Limited 1 year Component Parts

Features: -1" x 0.6" Rect. Steel Tube Frame
 -Complements Casual Iron Bases
 -DuPont Delrin Glides (COM1350)
 -15 Porcelain Tile Options
 -Super-Polyester Powder Coating
 -UV Resistant



Finishes:




SP21: Graphite



SW40: Driftwood



TC20: Sandalwood




SP18: Dark Bronze




SP40: Copper Canyon




SP11: Rosewood




SP42: Espresso



SP22: Sable




PG10: Terra Antigua



VT15: Velvet Pewter



VT35: Velvet Black



VT25: Velvet White



VT05: Velvet Bronze