

PACIFICA


Entertainment Tower



Item Number: #49-ENT20SQ
Material: Steel
Dimensions: W20" D21.25" H67.25"
Weight: 134 lbs.
Warranty: (Retail) Limited 20 Year Structural (frame)
Limited 5 Year Finish
Limited 2 Year Cushion
Limited 2 year Component Parts
Features: -1" x 0.6" Rect. Steel Tube Frame
-Complements Casual Iron Bases
-DuPont Delrin Glides (COM1350)
-15 Porcelain Tile Options
-Super-Polyester Powder Coating
-UV Resistant



Finishes:




SP21: Graphite



SW40: Driftwood




TC20: Sandalwood



SP18: Dark Bronze




SP40: Copper Canyon



SP11: Rosewood



SP42: Espresso



SP22: Sable




PG10: Terra Antigua



VT15: Velvet Pewter



VT35: Velvet Black



VT25: Velvet White



VT05: Velvet Bonze