

# MADISON

Adjustable Chaise




Item Number: #22197-CH  
Cushion: #197  
Material: Wrought Aluminum  
Dimensions: W31" D71.75" H47.5"  
Seat Cushion: W26" D52" H6"  
Back Cushion: W26" D6" H26"  
Arm Height: 23.5"  
Seat Height: 24.75"  
Weight: 80 lbs.  
Warranty: Limited 5 Year Structural (frame)  
(Commercial) Limited 3 Year Finish  
Limited 1 Year Cushion  
Limited 1 year Component Parts

Features: -1" Sq. 12 Gauge Aluminum Tube Frame  
-Contoured Back for Support & Comfort  
-Flat Bar Strap for Seat Support  
-Reticulated Outdoor-Grade Foam  
-UV Resistant  
-Optional welt and cording available  
-Glides Protect Frame & Surface (COM0101A)



COM Yardage: 3.75 yards  
*\*Based on 54" wide plain fabric w/ no repeat railroad, or centering. Contact sales@owlee.com for custom fabric quote.*


## Finishes:




SP21: Graphite



SW40: Driftwood




TC20: Sandalwood




SP18: Dark Bronze



SP40: Copper Canyon



SP11: Rosewood



SP42: Espresso




SP22: Sable




PG10: Terra Antigua




VT15: Velvet Pewter



VT35: Velvet Black



VT25: Velvet White



VT05: Velvet Bonze

