

# MONTERRA

Adjustable Chaise



Item Number: #428-CH  
 Cushion: #28  
 Material: Wrought Iron  
 Dimensions: W42.5" D87" H45.5"  
 Seat Cushion: W26" D48" H7.5"  
 Back Cushion: W34" D7.5" H29"  
 Arm Cushions: W7" D25" H11"  
 Arm Height: 25.5"  
 Seat Height: 19"  
 Weight: 92 lbs.  
 Warranty: Limited 5 Year Structural (frame)  
 (Commercial) Limited 3 Year Finish  
 Limited 1 Year Cushion  
 Limited 1 year Component Parts

Features:  
 -3/4" Steel Tubing Frame  
 -1 1/2" Flat Embossed Back Bars  
 -Convex Back Bend with Lumbar Support  
 -Enlarged Hand-Hammered Rivets  
 -Galvanized Steel Mesh Seat  
 -Reticulated Outdoor-Grade Foam  
 -Glides Protect Frame & Surface (COM0101A)

COM Yardage: 6 yards  
 \*Based on 54" wide plain fabric w/ no repeat  
 railroad, or centering. Contact sales@owlee.com  
 for custom fabric quote.



Finishes:




PG20: Coastal Grey



SP21: Graphite




SP08: Textured Black




TC75: Oxford White




SW40: Driftwood




TC20: Sandalwood




SP18: Dark Bronze



PG50: Metallic Cinnamon




SP40: Copper Canyon



SP11: Rosewood



SP42: Espresso



SP22: Sable



TG10: Terra Antigua

